

# FLARE

**Product Name:** Flare Tracker

**Product Model:** Version 1.0














**Product Hardware Rev:** V3.00

**Product Firmware Rev:** 0.0.1

## **Product Safety Information:**

Please read this safety information before you use the device. Following the warnings will help prevent injury to yourself or others and damage to your device. Additional safety warnings may be given for the operation of specific Apps on your device, you should also follow these instructions.

## Pictograms and Graphic Symbols:

	Read the Safety Information section of this user guide before using this device. Failure to comply with safety warnings can result in serious injury.
	This device is not intended for use by young children. If you allow a child to use it ensure the child is strictly supervised. This device contains small parts which are a choking hazard
	Keep away from pacemakers and other personal medical devices
	Switch off when instructed in hospitals and medical facilities
	Switch off when instructed in aircrafts and airport
	Do not take this device near explosive environments
	Do not use while refuelling or near gas or flammable liquids
	Do not dispose of this device or its battery in a fire
	Avoid contact with magnetic media
	Avoid Extreme Temperatures
	Do not try and disassemble
	This device will not communicate with emergency services
	Only use approved accessories
	This device may produce a bright or flashing light

## RF Exposure

This device contains a radio transmitter and a receiver. When it is ON, it receives and transmits RF energy.

### Specific Absorption Rate (SAR)

Your mobile device is a radio transmitter and receiver. It is designed not to exceed the limits for exposure to radio waves recommended by international guidelines. These guidelines were developed by the independent scientific organisation ICNIRP and include safety margins designed to assure the protection of all persons, regardless of age and health. The guidelines use a unit of measurement known as the Specific Absorption Rate, or SAR. The SAR limit for mobile devices is 2 W/kg. The highest SAR value for this device when tested complied with this limit.

## Regulatory information

The following safety approvals and notices apply in specific regions as noted. Here by, the manufacturer declares that the wireless device is in compliance with the essential requirements and other relevant provisions of the Radio Equipment Directive 2014/53/EU. A full copy of the Declaration of Conformity can be found at [www.getflare.io](http://www.getflare.io)

### Product Handling

You alone are responsible for how you use your device and any consequences of its use. Use of your device is subject to safety measures designed to protect users and their environment.

- Your device has an IP41 water and dust resistance rating. However, the device is not designed for swimming, diving, or prolonged submersion in water. \* IP41 tests are carried out in accordance with [IEC 60529]
- Do not expose your device or its accessories to extreme temperatures, minimum –20 and maximum +45 degrees Celsius. Do not leave the device in your car along, because temperatures in parked cars can exceed this range.
- Do not expose your device or its accessories to open flames or lit tobacco products.
- Do not use your device in a sauna or steam room.
- Do not replace batteries in your device while it is wet.
- Do not drop, throw or try to bend your device or its accessories.
- Do not use harsh chemicals, cleaning solvents, or aerosols to clean the device or its accessories.
- Do not paint your device or its accessories.
- Do not attempt to disassemble your device or its accessories, only authorised personnel must do so.
- Please check local regulations for the disposal of electronic products.
- Do not carry your device in your back pocket as it could break when you sit down.

## Small Children

Do not leave your device and its accessories within the reach of small children or allow them to play with it.

They could hurt themselves or others, or may accidentally damage the device. Your device contains small parts with sharp edges that may cause an injury or which could become detached and create a choking hazard.

## Demagnetisation

To avoid the risk of demagnetization, do not allow electronic devices or magnetic media close to your device for a long time. Avoid other magnetic sources as these may cause the internal magnetometer, accelerometer, or other sensors to malfunction and provide incorrect data.

### Seizures/Blackouts

This device is capable of producing bright flashing lights.

## Electrical Safety

Use only approved accessories.

Do not connect with incompatible products or accessories. Take care not to touch or allow metal objects, such as coins or key rings, to contact or short-circuit the battery terminals, charger, device charging point, or any electrical contacts on accessories. Doing so may cause an electric shock.

## Faulty and Damaged Products

Do not attempt to disassemble the device or its accessory. Only qualified personnel should service or repair the device or its accessory. If your device or its accessory has been submerged in water or other liquid, punctured, or subjected to a severe fall, do not use it until you have taken it to be checked at an authorised service centre.

## Battery Handling and Safety (For Products with removable Battery)

The batteries in the device are removable. Rechargeable batteries (for example Lithium/NiCd/NiMH ) MUST NOT be used. Only approved pure alkaline batteries must be used.

In exceptional circumstances, batteries may leak fluids that can cause a chemical burn injury or ruin your product.

To avoid battery leakage:

- Do not mix old and new batteries or batteries of different types: alkaline, standard (carbon-zinc), or rechargeable (nickel-cadmium).
- Insert batteries as indicated inside the battery compartment.
- Remove batteries during long periods of non-use. Always remove exhausted batteries from the product. Dispose of batteries safely. Do not dispose of this product in a fire. The batteries inside may explode or leak.
- Never short-circuit the battery terminals.
- Use only batteries of the same or equivalent type, as recommended.
- Do not charge non-rechargeable batteries.
- Remove rechargeable batteries from the product before charging.
- If removable, rechargeable batteries are used, they are only to be charged under adult supervision.

## **Interference**

Care must be taken when using the device in close proximity to personal medical devices, such as pacemakers and hearing aids.

### **Pacemakers**

Pacemaker manufacturers recommend that a minimum separation of 15 cm be maintained between a device and a pacemaker to avoid potential interference with the pacemaker.

### **Hearing Aids**

People with hearing aids or other cochlear implants may experience interfering noises when using wireless devices or when one is nearby. The level of interference will depend on the type of hearing device and the distance from the interference source, increasing the separation between them may reduce the interference. You may also consult your hearing aid manufacturer to discuss alternatives.

### **Medical devices**

Please consult your doctor and the device manufacturer to determine if the operation of your device may interfere with the operation of your medical device.

### **Hospitals**

Switch off your wireless device when requested to do so in hospitals, clinics, or healthcare facilities. These requests are designed to prevent possible interference with sensitive medical equipment

### **Aircraft**

Switch off your wireless device whenever you are instructed to do so by airport or airline staff.

## **Explosive environments**

### **Petrol/Fuel stations and explosive atmospheres**

In locations with potentially explosive atmospheres, do not take this device. Areas with potentially explosive atmospheres include fuelling areas, below decks on boats, fuel or chemical transfer or storage facilities, and areas where the air contains chemicals or particles, such as grain, dust, or metal powders.

### **Blasting Caps and Areas**

Do not use this device when in a blasting area or in areas posted turn off "two-way radios" or "electronic devices" to avoid interfering with blasting operations.

## Disposal and Recycling

This symbol on your device, battery, and accessories means that these products must be taken to collection points at the end of their life:

- Municipal waste disposal centres with specific bins for these items of equipment.
- Collection bins at points of sale. They will then be recycled, preventing substances from being disposed of in the environment, so that their components can be reused.

## FCC Warning

This device complies with part 15 of the FCC Rules. Operation is subject to the following two conditions: (1) This device may not cause harmful interference, and (2) this device must accept any interference received, including interference that may cause undesired operation.

Any Changes or modifications not expressly approved by the party responsible for compliance could void the user's authority to operate the equipment.

Note: This equipment has been tested and found to comply with the limits for a Class B digital device, pursuant to part 15 of the FCC Rules. These limits are designed to provide reasonable protection against harmful interference in a residential installation.

This equipment generates uses and can radiate radio frequency energy and, if not installed and used in accordance with the instructions, may cause harmful interference to radio communications. However, there is no guarantee that interference will not occur in a particular installation. If this equipment does cause harmful interference to radio or television reception, which can be determined by turning the equipment off and on, the user is encouraged to try to correct the interference by one or more of the following measures:

- Reorient or relocate the receiving antenna.
- Increase the separation between the equipment and the receiver.
- Connect the equipment to an outlet on a circuit different from that to which the receiver is connected.
- Consult the dealer or an experienced radio/TV technician for help.

## Specific Absorption Rate (SAR) information:

This GPS Tracker meets the government's requirements for exposure to radio waves. The guidelines are based on standards that were developed by independent scientific organizations through periodic and thorough evaluations of scientific studies. The standards include a substantial safety margin designed to assure the safety of all persons regardless of age or health.

## FCC RF Exposure Information and Statement

The SAR limit of the USA (FCC) is 1.6 W/kg averaging over one gram of tissue. Device types: FLARE Tracker (FCC ID: XXXXXX-XXXXXX) has also been tested against this SAR limit. The highest SAR value reported under this standard during product certification for use when properly worn on the body is 0.413W/kg. This device was tested for typical body-worn operations with the back of the handset kept 5mm from the body. To maintain compliance with FCC RF exposure requirements, use accessories that maintain a 5mm separation distance between the user's body and the back of the handset. The use of belt clips, holsters, and similar accessories should not contain metallic components in their assembly. The use of accessories that do not satisfy these requirements may not comply with FCC RF exposure requirements and should be avoided